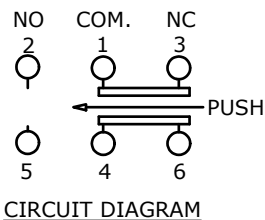
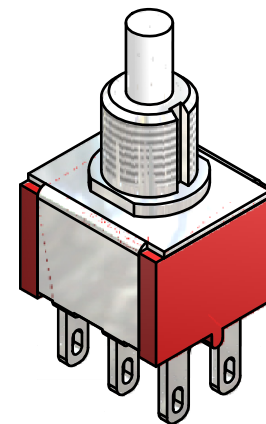
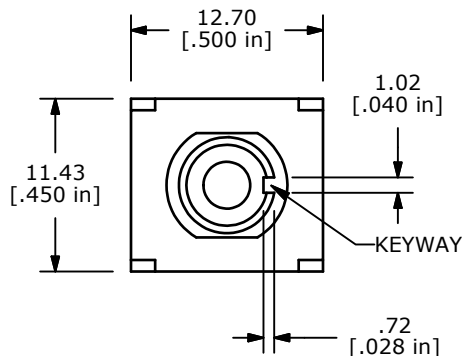
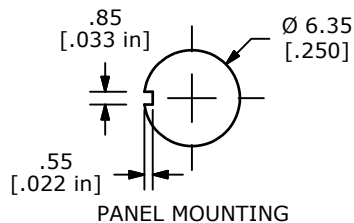


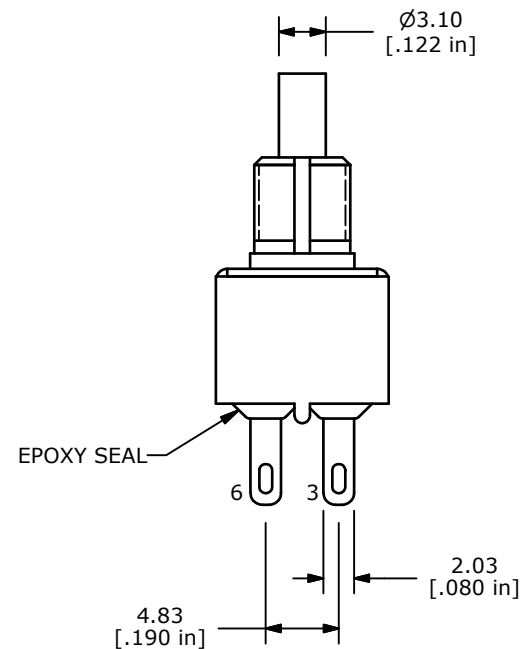
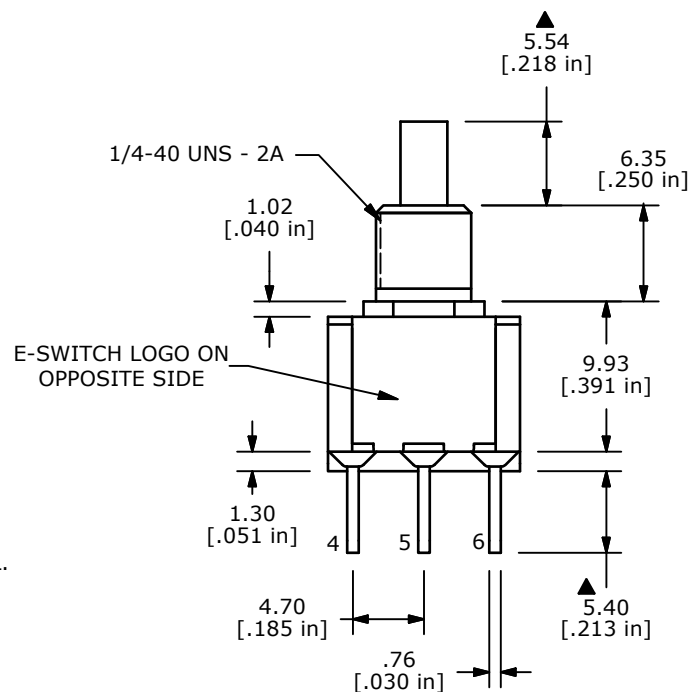
SWITCH FUNCTION	
POS. 1	POS. 2
ON	(ON)
1-3, 4-6	1-2, 4-5

() = MOMENTARY



NOTES:

1. ALL DIMENSIONS IN MM [INCH]
2. GENERAL TOLERANCE: X.X=±0.4
X.XX=±0.25
3. TERMINAL NUMBERS FOR REFERENCE ONLY
- ▲ 4. CONTACT MATERIAL: GOLD
5. RATING: 0.4VA MAX. @ 20 VAC OR VDC MAX.
6. ELECTRIC LIFE: 50,000 MAKE-AND-BREAK CYCLES AT FULL LOAD
7. INSULATION RESISTANCE: 1,000 MEGA-OHM MIN.
8. ACUATION FORCE: 300 ± 100gf
- ▲ 9. TRAVEL: 1.0 ± 0.2mm
10. CONTACT RESISTANCE: 20 mOHM MAX. TYPICAL @ 2-4 VDC
11. DIELECTRIC STRENGTH: 1,000 V RMS @ SEA LEVEL.
12. OPERATING TEMP.: -30°C to 85°C
13. ▲ DENOTES CRITICAL PARAMETER.
14. 2002/95/EC (ROHS) COMPLIANT.



D	20055	DRAWING CLEAN-UP / UPDATE	7/11/11	BGL
C	16361	CLEANED UP DWG. & ASSOC. 3D MODEL	8/23/06	BO
B	16041	REVISED AND REDRAWN	5/19/06	CT
REV	PCR NO	DESCRIPTION	DATE	BY

THE INFORMATION CONTAINED IN THIS DOCUMENT IS PROPRIETARY TO E-SWITCH AND IS NOT TO BE COPIED OR TRANSFERRED



TITLE 700DP7B10M1RE				
SCALE 2:1	DATE 5/19/2006	DR CT	DWG T721001	REV D